

TECHNICAL BULLETIN

Cleaning and Sanitizing HME Equipment

The following provides guidelines and recommendations for the routine cleaning and sanitizing of HME equipment. These guidelines apply to external equipment surfaces only and do not apply to internal electrical / electromechanical surfaces.







A) Safety:

If possible, turn off equipment. Precautions should be taken when cleaning, such as wearing gloves and ensuring proper ventilation.



B) Do NOT Use:

Harsh or abrasive cleaners of any kind, including sanitizing wipes, as HME equipment contains materials and surfaces that may be damaged or deteriorate prematurely.

**Cleaners to avoid:**

- | | | |
|---|--|---|
|  No ammonia-based disinfectant wipes |  Nail polish remover or any acetone-based solution |  Abrasive or powered cleaners |
|  No ammonia-based cleaners |  Hydrogen peroxide cleaners |  Glass cleaners |

Cleaners to Use:

-  **Alcohol based disinfectant wipes with a concentration of 50-70% isopropyl alcohol.**
-  **A solution of 50-70% isopropyl alcohol (can be purchased pre-mixed).**
PLEASE NOTE, ALCOHOL CONCENTRATIONS ABOVE 50% DO NOT INCREASE USEFULNESS FOR SANITIZING.

C) Proper Cleaning:

- **Turn Off and Disconnect** the device before you start cleaning and give it a wipe with a dry microfiber cloth to remove dust and dirt. Ensure that headsets are powered off and the battery is removed before cleaning.
- **DO NOT spray** anything directly onto HME equipment.
- **As You Wipe**, the water-isopropyl solution should always be sprayed onto a microfiber cloth, then rubbed on the device. Make sure the cloth, or the alcohol-based disinfectant wipe, is damp but not wet.
- **Take Care** to avoid too much pressure and use a smooth, steady pressure to avoid damaging buttons, keys, displays or surfaces.

D) Replacement Accessory Parts:

- **Replace** any foam parts such as earpads as necessary, call the number below to order.

NOTE: This technical bulletin is intended to serve as a practical guideline for keeping HME equipment clean and sanitized. HME does not claim or guarantee that cleaning and sanitizing HME equipment in this way will protect the user of the equipment from any virus, bacteria or other pathogen. Medical concerns should be directed to health care professionals.

In the US and Canada, Call 800-848-4468 or your local authorized HME dealer
All other countries, contact your local authorized HME Distributor for more information

HM Electronics, Inc. 2848 Whiptail Loop, Carlsbad, CA 92010 | USA | www.hme.com/qsr | Tel: (800) 848.4468

© 2024 HM Electronics, Inc. The HME logo and product names are registered trademarks of HM Electronics, Inc. Updated October 2024. LT24-13.